



Phonics Screening Check



Aims of this session:



1

To have a better understanding of the Year 1 Phonics Screening check and how the test is structured.

2

To understand what skills your child needs in order to pass the test.

3

To know how we prepare the children for test and how you can help at home.

4

To know what happens if your child does not meet the standard of the Phonics Screening check.

next
page

What is phonics?



Children begin to learn phonics (sounds) in Early Years both Nursery and Reception. Once children begin learning sounds, these sounds are used orally to **identify and make words**.

They will then begin to **learn the letters which make each of the sounds** and these are used to read and spell words.

Once children begin learning sounds, these sounds are used orally to identify and make words. They will then begin to learn the letters which make each of the sounds and these are used to read and spell words.



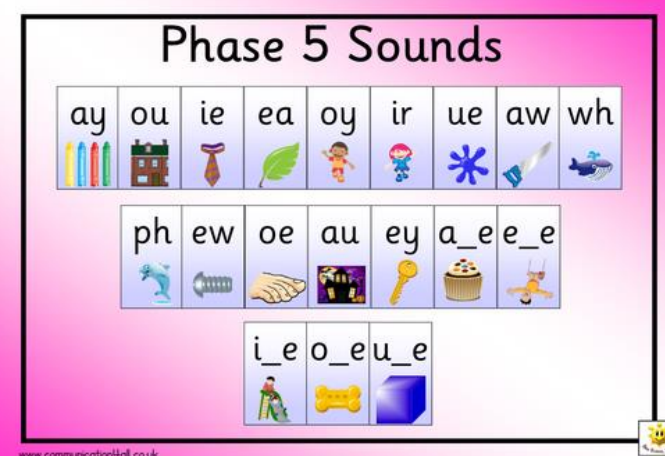
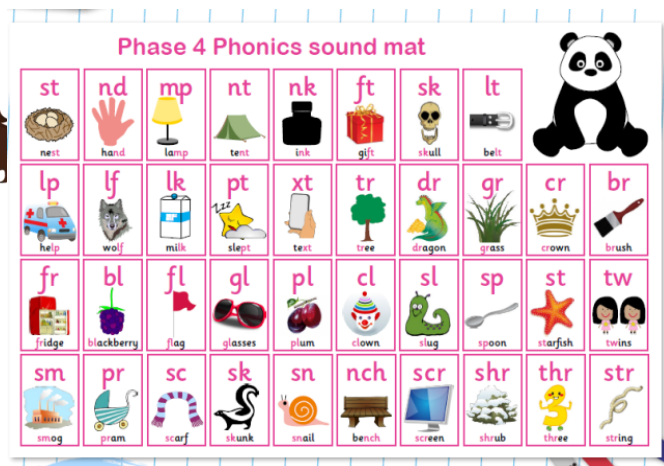
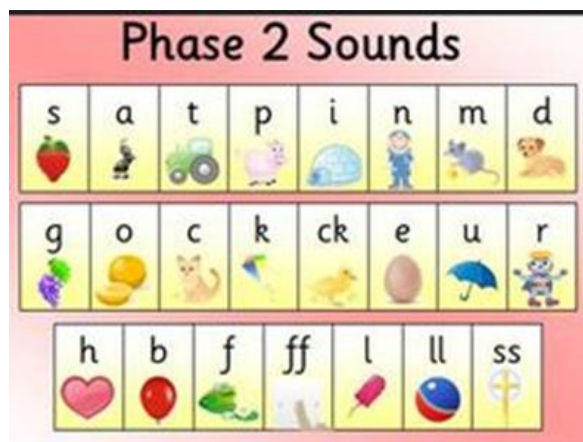
chapter
menu

next
page

What is phonics?



During the Phonics Screening Check, children will be tested on their phonemes from phase 2 to 5.



chapter
menu

next
page

What is the Phonics Check?



Usually, children in Year 1 throughout the country will all be take part in a phonics screening check during the summer term. Children in Year 2 would also take the check if they did not achieve the required result when in Year 1 or they have not taken the test before. Due to school closures in March, schools were unable to administer the assessments and so the government has made it statutory for us to administer the Phonics Screening Check to Year 2 children in the second half of the autumn term 2020. Any children that do not meet the expected standard in the autumn check will be expected to take the statutory check in June 2021, alongside Year 1.

The phonics screening check is designed to confirm whether individual **children have learnt phonic decoding and blending skills** to an appropriate standard for their age.

It will identify the children who need extra help so they are given support by the school to improve their reading skills. They will then be able to retake the check so that schools can track children until they are able to decode.



chapter
menu

next
page



What happens during the test?



The test contains **40 words**. Each child will sit **one-to-one** and read each word aloud to a teacher. The test will take approximately 10 minutes per child, although all children are different and will complete the check at their own pace. The list of words the children read is a combination of **20 real words** and **20 pseudo words** (nonsense words) also known as alien words.



Practice sheet: Real words
in
at
beg
sum

Practice sheet: Pseudo words	
ot	
vap	
osk	
ect	

chapter
menu

next
page

Pseudo words (nonsense words)



The pseudo words will be shown to your child with a picture of an alien. This provides the children with a context for the pseudo word which is independent from any existing vocabulary they may have. Pseudo words are included because they will be new to all pupils; they do not favour children with a good vocabulary knowledge or visual memory of words.

Pronunciation of pseudo-words

Some of the graphemes used in the check represent a number of different phonemes. When decoding a real word in the check, the child has to select the correct phoneme for the word, for example the 'ow' in 'blow' should not be pronounced as the 'ow' in 'cow'. However, when decoding a pseudo-word, all plausible alternative pronunciations are acceptable.



Section 1	
tull	
shog	
foid	
thard	



chapter
menu





next
page

Section 1



The words in section 1 will have a variety of simple word structures (for example CVC, VCC, CCVC and CVCC) using:

- single letters (a, b, c, d, e, f, g, h, i, j, k, l, m, n, o, p, q(u), r, s, t, u, v, w, x, y, z)
- some consonant digraphs (ch, ck, ff, ll, ng, sh, ss, th, zz)
- frequent and consistent vowel digraphs (ar, ee, oi, oo, or)

Section 1	Section 1
frem 	quiz
clain 	back
bulm 	doom
harnd 	short

Sourced from GETUpapers.co.uk

http://www.GETUpapers.co.uk



chapter
menu





next
page

Section 2



The words in section 2 will have a variety of more complex word structures (for example CCVCC, CCCVC, CCCVCC and two syllable words) with some:

- additional consonant digraphs (ph, wh)
- less frequent and consistent vowel digraphs, including split digraphs (a-e, ai, au, aw, ay, ea, e-e, er, ew, i-e, ie, ir, oa, o-e, ou, ow, oy, ue, u-e, ur)
- trigraphs (air, igh).

Section 2	Section 2
jair 	comic
clain 	giving
yewn 	pumpkin
tabe 	fighters



chapter
menu

next
page

What skills do children need to meet the standard of the phonics screening check?



All children need to be able to identify sounds associated with different letters, and letter combinations, and then blend these sounds together to correctly say the word on the page. The same skill is needed whether the word is a real word or a non-word.

The words gradually get harder through the check as the combinations of letters become more complicated. Usually, as long as the child has said 32 out of the 40 words correctly, they will be considered to have met the standard.



chapter
menu

next
page

How are the results used?



Results from the check will be used by schools to analyse their own performance and inform teaching. It also helps teachers to cater for children's phonic needs as they move up to the juniors. You will be informed of whether your child met the expected standard as soon as the DfE publishes the threshold mark in the spring term.



chapter
menu

next
page

How can I help at home?



- Play lots of sound and listening games with your child.
- Read as much as possible to and with your child.
- Encourage and praise – get them to have a 'good guess'.
- If your child is struggling to decode a word, help them by encouraging them to say each sound in the word from left to right.
- Blend the sounds by pointing to each one, e.g. /c/ in cat, /p/ in pat, /ng/ in sing, /ee/ in been. Next move your finger under the whole word as you say it.
- Discuss the meaning of words if your child does not know what they have read.



chapter
menu

next
page

Phonics links to help at home



www.phonicsplay.co.uk

Useful examples of how to pronounce sounds appropriately

https://www.youtube.com/watch?v=BqhXUW_v-1s

<https://www.youtube.com/watch?v=ksblMiliA8>

Phonics games to play at home

<http://www.phonicsplay.co.uk/index.htm>

http://www.familylearning.org.uk/phonics_games.html

<http://www.topmarks.co.uk/english-games/5-7-years/letters-and-sounds>

<http://www.education.com/game/short-u-cloud-catcher/>

<https://www.youtube.com/watch?v=uCvtMzUL0lw>

(Any alphablocks games on cbeebies)



chapter
menu

next
page

What happens if a child does not meet the standard?



The screening check will identify children who have phonic decoding skills below the level expected for the end of Year 1 and who therefore need extra help. Schools will be expected to provide extra help and children will then be able to retake the assessment in June 2021.



[chapter menu](#)

[next page](#)



Thank you!